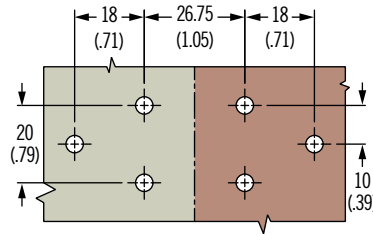
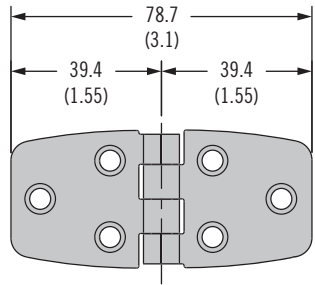




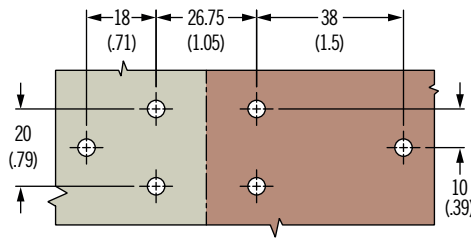
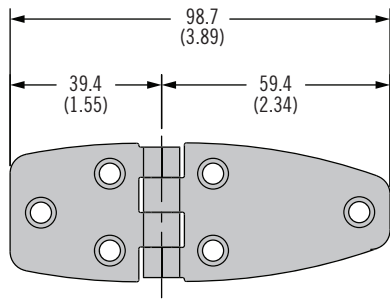
T6 Hinge

Surface mount · Friction · 304 or 316 Stainless Steel

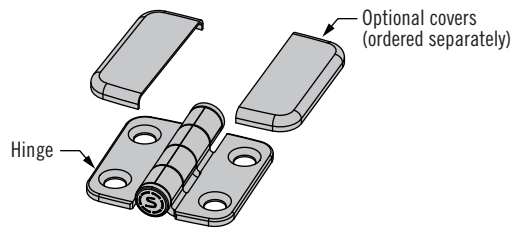
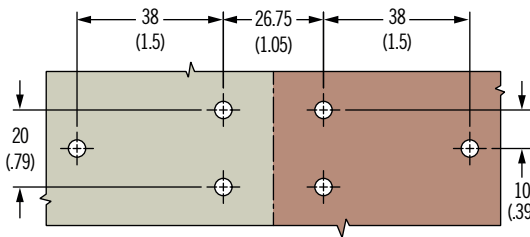
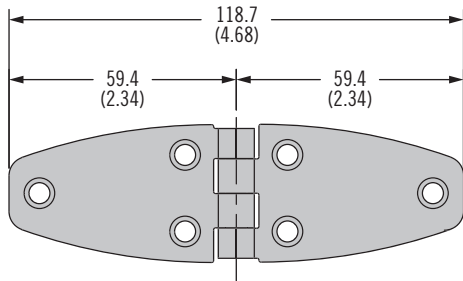
Style 4 (Part Number see table)



Style 5 (Part Number see table)

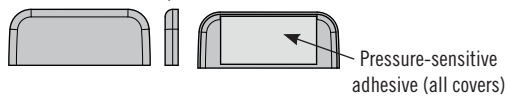


Style 6 (Part Number see table)

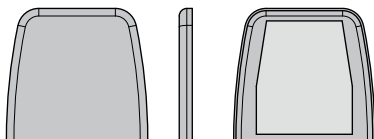


Optional covers ordered separately

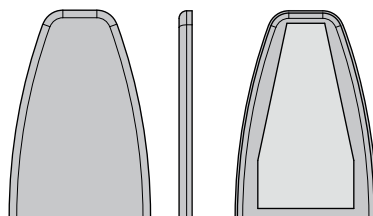
For use with small leaf: part number N6-C-42-24



For use with medium leaf: part number N6-C-44-24



For use with large leaf: part number N6-C-46-24



- Stamped hinge construction
- High gloss finish option
- Covered hinge option



Material and Finish

Stainless Steel, passivated or high gloss

Performance Details

Radial load:
Max. static load: 534 N (120 lbf)
Axial load:
Max. static load: 534 N (120 lbf)

Installation Notes

Screws not supplied
Install hinge with M4 (8-32) CSK
For optional covers:
Order covers separately.
Clean hinge leaf surface to remove dirt, oil or grease.
Remove backing from pre-applied adhesive. Place cover over leaf.
Press firmly to activate adhesive.

Part Number

Order hinge and optional covers separately