



M1 20 Series Compression Latch

Cast 316 stainless steel · Lift & turn · Adjustable grip
50mm (2") size

- Consistent pre-set compression
- Easy grip adjustment
- Flush round hole install

Material and Finish

Cast 316 grade stainless steel

Performance Details

Short cam

Maximum static load:
460 N (103 lbf)

Long cam

Maximum static load: 350 N (78 lbf)

Sealing Notes

NEMA 4 / IP66 sealing is achieved by using supplied flange gasket

Keys

Lock style 8

Part number: M1-546



Lock style 9

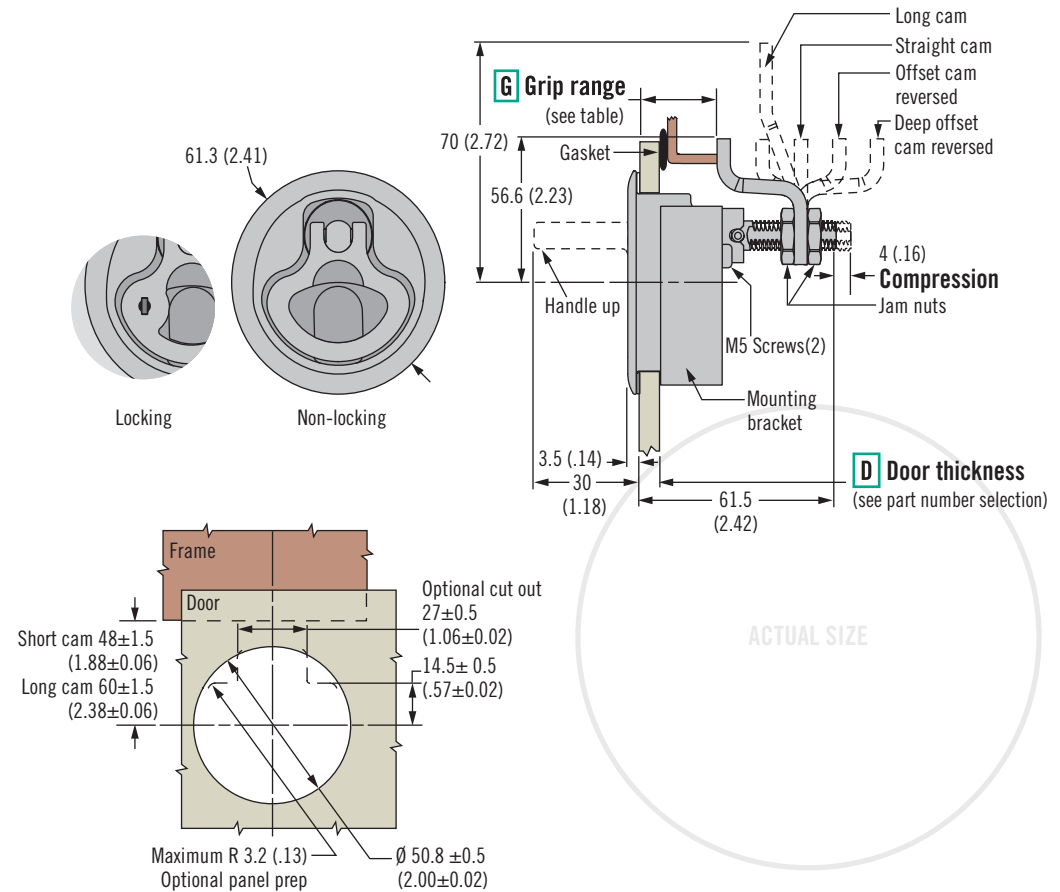


Part number: M1-525-39-S008

Part Number Selection

See table

See page 257 for complimentary styled push to close version



L Lock style

- 3 Non-locking
- 8 Locking (2 keys supplied)
- 9 Key-locking keyed alike S008 (2 overmolded keys supplied)

F Finish

- 6 Stainless steel, Black PVD
- 8 Stainless steel

M1 - 20 - L D - G F

D	Door Thickness	Grip Adjustment Value
1	2 - 12 (.075 - .475)	19 (.75)
2	12 - 22.5 (.475 - .885)	9 (.35)
3	18.5 - 29 (.73 - 1.14)	2.5 (.10)

G Grip Range		
Short cam		
5	21 - 28 (.83 - 1.10)	Deep offset forward
4	27 - 40 (1.06 - 1.57)	Offset forward
3	39 - 52 (1.54 - 2.05)	Straight
4	51 - 64 (2.01 - 2.52)	Offset reversed
5	63 - 76 (2.48 - 3.00)	Deep offset reversed
Long cam		
8	21 - 28 (.83 - 1.10)	Deep offset forward
7	27 - 40 (1.06 - 1.57)	Offset forward
6	39 - 52 (1.54 - 2.05)	Straight
7	51 - 64 (2.01 - 2.52)	Offset reversed
8	63 - 76 (2.48 - 3.00)	Deep offset reversed

Note

All grips of 35 (1.38) or below, highlighted in , in the table above, are potentially a function of door thickness and may not always be achievable, depending on actual door thickness used. In this range of grips, the minimum achievable grip will be limited to actual door thickness + grip adjustment value, or the minimum values shown in the table, whichever is greater.

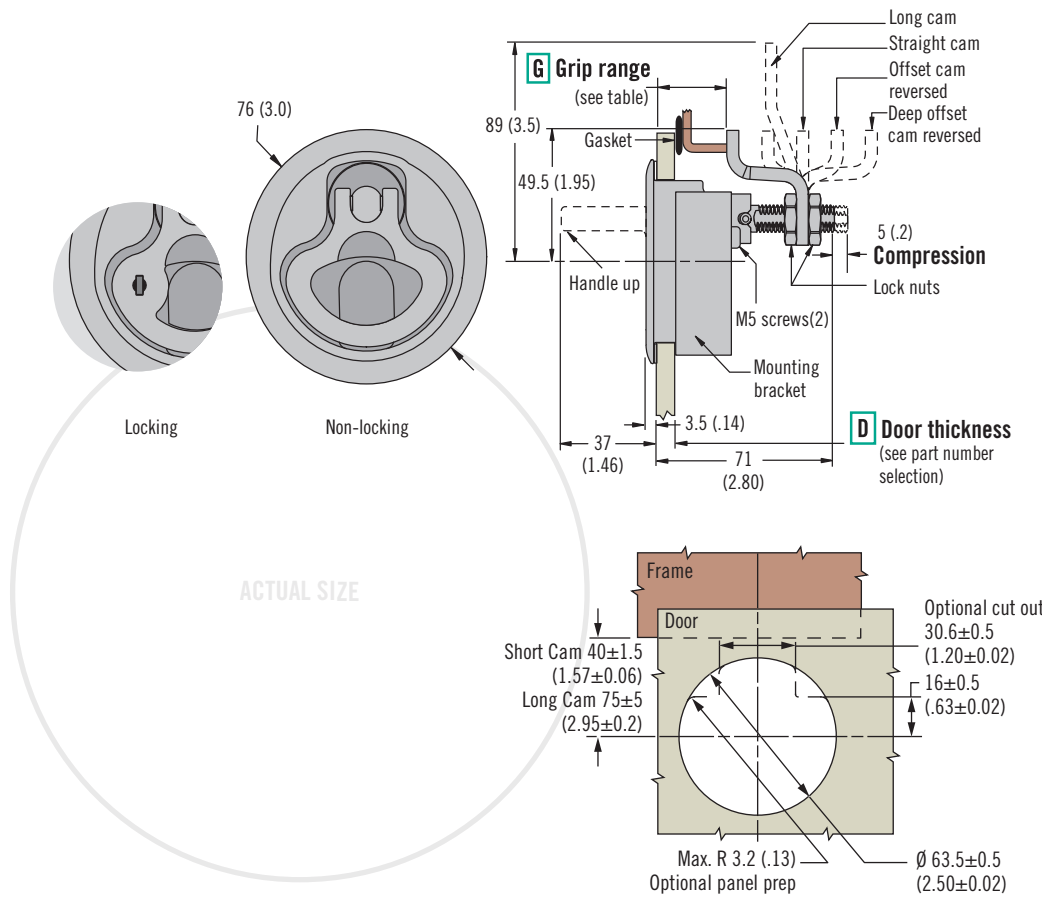
Examples:

For a door thickness of 4mm, the minimum achievable grip is 23 and is achieved with a deep offset cam in the forward position. (4 + 19 = 23)

For a door thickness of 20mm, the minimum achievable grip is 29 and is achieved with an offset cam in the forward position. (20 + 9 = 29)

M1 25 Series Compression Latch

Cast 316 stainless steel · Lift & turn · Adjustable grip
64mm (2.5") size



- Consistent pre-set compression
- Easy grip adjustment

Material and Finish

Stainless steel cast 316 grade

Performance Details

Short cam

Maximum static load:
1010 N (227 lbf)

Long cam

Maximum static load: 350 N (78 lbf)

Sealing Notes

NEMA 4 / IP66 sealing is achieved by using supplied flange gasket

Keys

Lock style 8

Part number: M1-546

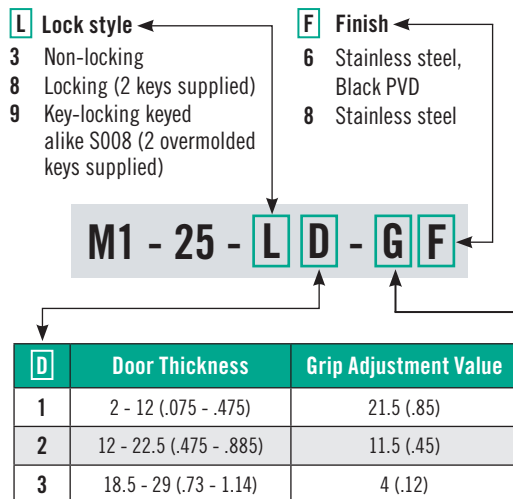
Lock style 9

Part number: M1-525-39-S008

Part Number Selection

See table

See page 258 for complimentary styled push to close version



Grip Range		
Short cam		
5	23.5 - 35 (.92 - 1.38)	Deep offset forward
4	34 - 48 (1.34 - 1.89)	Offset forward
3	47 - 61 (1.85 - 2.40)	Straight
4	60 - 75 (2.36 - 2.95)	Offset reversed
5	74 - 88 (2.91 - 3.47)	Deep offset reversed
Long cam		
8	23.5 - 35 (.92 - 1.38)	Deep offset forward
7	34 - 48 (1.34 - 1.89)	Offset forward
6	47 - 61 (1.85 - 2.40)	Straight
7	60 - 75 (2.36 - 2.95)	Offset reversed
8	74 - 88 (2.91 - 3.47)	Deep offset reversed

Note

All grips of 33.5 (1.32) or below, highlighted in , in the table above, are potentially a function of door thickness and may not always be achievable, depending on actual door thickness used. In this range of grips, the minimum achievable grip will be limited to actual door thickness + grip adjustment value, or the minimum values shown in the table, whichever is greater.

Examples:

For a door thickness of 4mm, the minimum achievable grip is 25.5 and is achieved with a deep offset cam in the forward position. (4 + 21.5 = 25.5)

For a door thickness of 20mm, the minimum achievable grip is 31.5 and is achieved with a deep offset cam in the forward position. (20 + 11.5 = 31.5)